

Lower Extremity Physiologic Study Multiple Level (Segmental Exam)

Patient Name: SEG PVR EXAM

Patient ID: 1233356

Age: 67

Exam Date: 06/13/08 12:54:39

Risk Factors	
<input checked="" type="checkbox"/> Tobacco Use	<input type="checkbox"/> Hypertension
<input checked="" type="checkbox"/> Diabetes	<input type="checkbox"/> Hyperlipidemia
<input type="checkbox"/> Heart Disease	<input type="checkbox"/> Stroke/TIA
<input type="checkbox"/> Previous CV Event	<input type="checkbox"/> Prev. Vascular Surgery
3 Pack per Day Smoker	

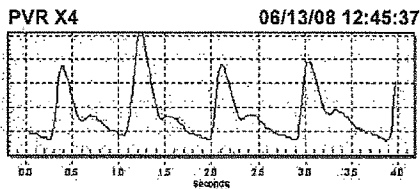
Current Symptoms	
<input type="checkbox"/> Intermittent Claudication	<input type="checkbox"/> Location
<input checked="" type="checkbox"/> Numbness, Tingling in Feet	<input type="checkbox"/> Buttocks
<input type="checkbox"/> Ulcerations	<input type="checkbox"/> Thigh
<input checked="" type="checkbox"/> Rest Pain	<input type="checkbox"/> Calf
<input type="checkbox"/> Gangrene	<input checked="" type="checkbox"/> Feet
No other symptoms	

ABI Severity Index for Ankles Only	
1.00 - 1.29	Normal
0.91 - 0.99	Borderline
0.41 - 0.90	Moderate/Mild
0.00 - 0.40	Severe

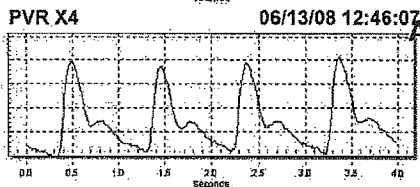
Comments: Exam performed by Sheila Smith

RIGHT

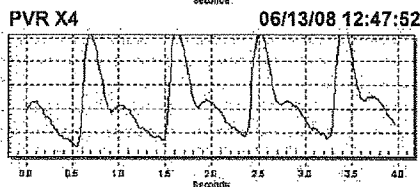
Brachial
120



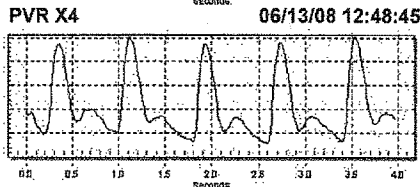
Thigh
123
mmHg
1.02
Index



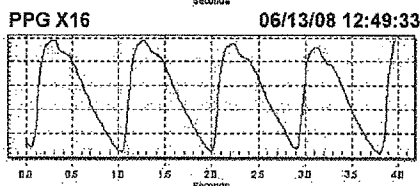
Abv Knee
126
mmHg
1.05
Index



Calf
129
mmHg
1.07
Index



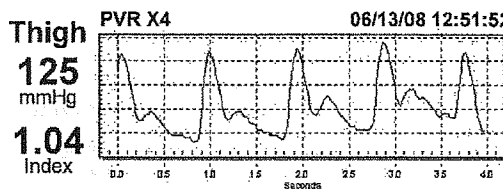
PT
132
mmHg
1.10
Index



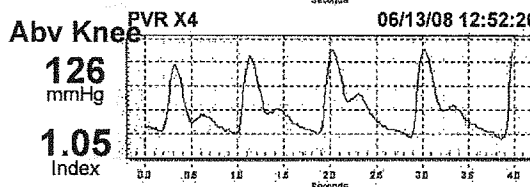
Toe
98
mmHg
0.81
Index

LEFT

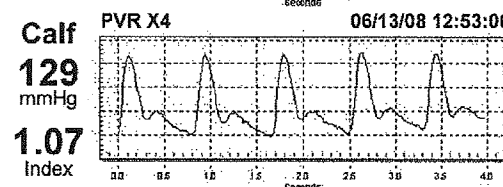
Brachial
118



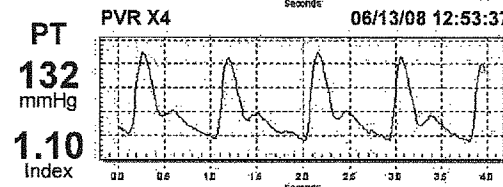
Thigh
125
mmHg
1.04
Index



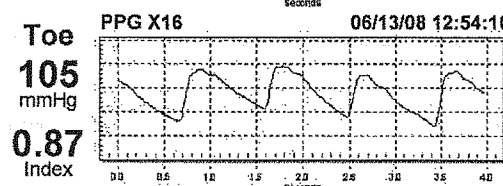
Abv Knee
126
mmHg
1.05
Index



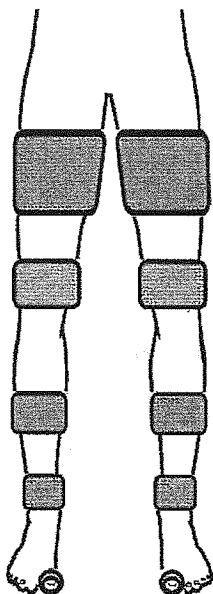
Calf
129
mmHg
1.07
Index



PT
132
mmHg
1.10
Index



Toe
105
mmHg
0.87
Index



Interpretation: Patient has normal waveform and pressure
no PAD